

# Accessibility Information - Hillingdon Court Park

## *Hillingdon Court Park - Tree Planting Day Parkway, Hillingdon, London UB10 9JX*

Accessibility is very important to us and we are working hard to make sure our events can welcome everyone. If there is anything else you would like information about or you think we can do to help support you please do get in touch.

### **Contact:**

John Keaveny

Senior Community Engagement Coordinator

Email: [johnk@treesforcities.org](mailto:johnk@treesforcities.org)

Phone number: 07730 666152

## Contents





Site Information.....	2
Map of the area.....	2
Meeting point.....	3
Parking.....	6
Public Transport.....	6
Who will be there?.....	7
Activity Description.....	7
Activity Timings.....	8
Toilets.....	8
Assistance.....	9

# Site Information

## Map of the area



### Map Key

	<p>The entrances to the park are marked by yellow crosses. There are 4 entrances, and the most accessible ones are on Parkway, Court Drive and Sweetcroft Lane. Please scroll further down this document for images of the entrances, with measurements.</p>
	<p>The navy T marks the toilets. The toilets are portaloos. We will have 1 standard and 1 accessible portaloos available. More information about the toilets is provided below.</p>
	<p>The pathways in the park are marked by blue lines and are of mixed terrain. Scroll further down the document for an image example of the pathways in the park.</p>
	<p>The red circle marks the event location.</p>

**Please note:** The event site is off the main pathways and on the grass. Please be aware and careful of any uneven terrain. We advise you to use an all-terrain wheelchair if you need it and have access to one. If you have any concerns about the terrain, please contact John. Their details are at the top of the first page.

## Meeting point

The What3Words for the event meeting point is [///cats.stocks.trick](https://www.what3words.com/?w3w=///cats.stocks.trick)

The area where we will meet and plant



Main Entrance from Parkway

Entrance to the car park from Parkway *///loudly.term.yours*



The Carpark on Parkway *///paper.panic.gangs*



Exit from the car park towards the planting area - the gate onto the path is 160cm wide and there is no step

What3Words///ticket.chains.trap



Pathway through to the planting area - the grass near the woodland area get quite boggy so head further up along the path if needed and then turn left onto the grass

what3words ///chair.feared.loose



View across the grass ///factor.sank.best



*looking back towards the meeting point*

What3Words ///hugs.miss.stove



## Parking

There is a small car park at the end of parkway, there is also on street parking in the area, it is about 100m from the event area via a path and a field with short grass which is often quite boggy.

## Public Transport

Hillingdon Court park is 15 – 20 minutes' walk from Hillingdon station, on the Metropolitan and Piccadilly lines, busses are also available from West Ruislip on the Central Line.

Bus 278 passes both of these stations and the nearest stop is Grosevenor crescent

Hillingdon station is also a stop on the Oxford Tube bus service which runs from Victoria Coach Station every 15 - 30 minutes

## Who will be there?

There will be approximately 15 Trees for Cities staff at the event.

Key Trees for Cities staff:

- *Jessica Pereira Wawrzyniak - Community Engagement Manager*
- *John Keaveny - Senior Community Engagement Coordinator*

Louise, Jessica, John, and Mary will be around the Trees for Cities branded marquees

Expected number of attendees: 200 - 300 people

- Members of the public who have signed up for the event will be attending
- There may be members of the local Council and the Ward Mayor present
- There will be children present

## Activity Description

Planting involves using a spade to remove soil from the ground, to create a hole big enough for the tree. We then position the tree in the hole and refill the soil to keep it firmly rooted in the ground. Finally, we mulch the tree by putting loose bark chipping around the base.

For our woodland projects, we plant small trees - up to 50 cm in height - in small holes. This activity can be done individually, after guidance. Planting these smaller trees takes approximately 10 minutes.

This activity involves digging, bending down, lifting, and using a wheelbarrow. However, the activity can be adapted to suit the needs of our participants. Please get in contact if you have any questions.

We recommend wearing sturdy foot wear and waterproof/weather-appropriate clothing that you don't mind getting muddy.

Tools/equipment provided on the day:

- Gloves
- Spade
- Mulch fork
- Wheelbarrow

There will be music played over loudspeakers.

## Activity Timings

The event opens to the public at 10 am. Volunteers will arrive at the meeting point around this time to sign in and collect their equipment for planting. This can get quite busy, but we will have lots of staff around to support if you'd like assistance. Sign in is done using paper forms.

If you would like to arrive at a quieter time, we have a relaxed sign-in from 11 am.

Planting runs from 10 am to roughly 12.30 pm

Lunch is served around 12.30 (seating is available)

Planting resumes at roughly 1 pm

You can join the planting in the afternoon, but we advise you to come earlier, in case there are no longer any trees left to plant.

Planting trees is relaxed. You can take as many breaks as you'd like.

The event ends at 3 pm. However, you are welcome to leave at any point during the day.

## Toilets

There will be accessible portaloos near the site entrance





## Assistance

We usually plant in groups of up to 20 people. If you would like to plant in a smaller group, please contact us in advance. Unfortunately, we cannot offer one-to-one planting guidance.

If you need specialised assistance during the event, please contact us in advance so we can best support you. Otherwise, alert a member of staff at the event of anything you might need and they will be happy to help.

We have lightweight, portable chairs available on request. You are also welcome to bring your own.

Assistance dogs are welcome.

Widgit symbol guidance is available at this activity, on our surveys and planting guides. You will find these at the event registration.